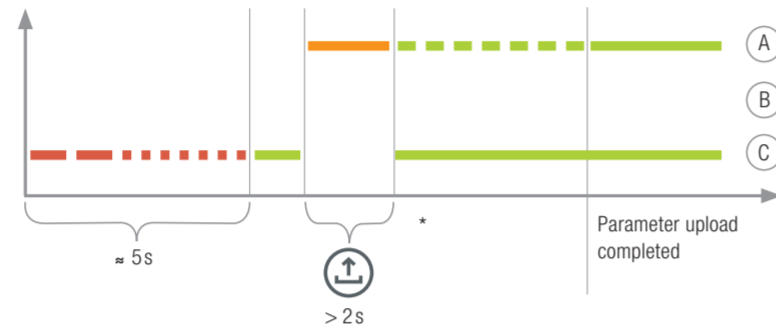


Parameter Upload from Device

Plug the NORDAC ACCESS BT into the diagnostic interface of the device and wait until the Link LED lights up green (ready). Press the Upload button until the Parameter LED changes from orange to flashing green (parameter transfer).

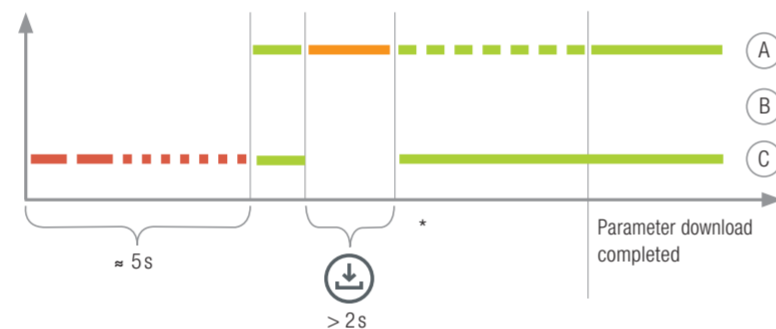
The process is complete as soon as the Parameter LED lights up green; you can then unplug the NORDAC ACCESS BT.



Parameter Download to Device

Plug the NORDAC ACCESS BT into the diagnostic interface of the device and wait until the Parameter LED and the Link LED light up green (ready and parameter dataset on the NORDAC ACCESS BT). Press the Download button until the Parameter LED changes from orange to flashing green (parameter transfer).

The process is complete as soon as the Parameter LED lights up green; you can then unplug the NORDAC ACCESS BT.



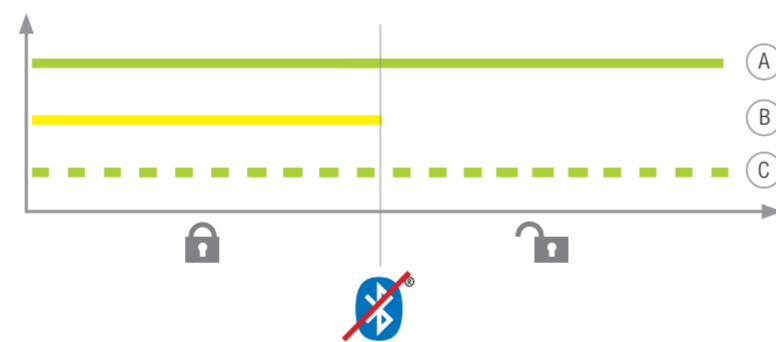
*The flashing sequence may differ slightly depending on the type of device used.

Enabling Write Protection

You can enable write protection (LOCK) to prevent inadvertent overwriting of the dataset on the NORDAC ACCESS BT.

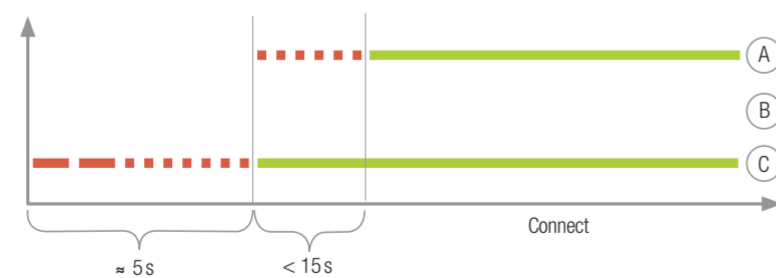
With the NORD logo facing up, push the slider on the side of the NORDAC ACCESS BT to the left to enable write protection. Push it to the right to remove the write protection.

Write protection can only be enabled in standalone mode.



Usage with a Computer

Plug the USB side of the NORDAC ACCESS BT into the computer and wait until the Link LED and the Parameter LED light up green (ready and connected).

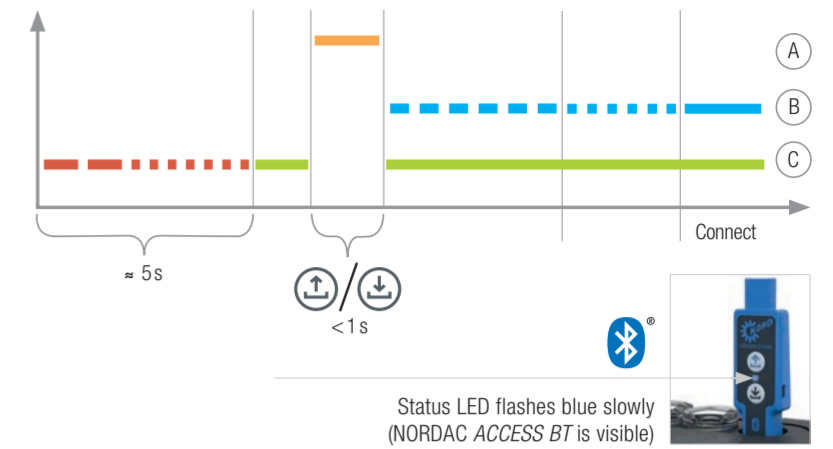


Usage with Bluetooth Coupling

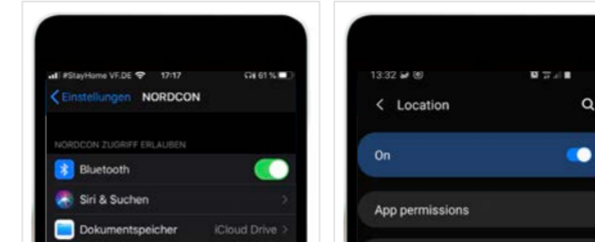
Press the Upload or Download button quickly to make the Parameter LED briefly light up orange. The Status LED will slowly flash blue to indicate that Bluetooth has detected the NORDAC ACCESS BT.

Note:

The connection via Bluetooth is always established via the NORDCON APP. A manual user call-up is not possible. In case of problems during the connection process, please read the points under "Delete Pairing List".



Status LED flashes blue slowly (NORDAC ACCESS BT is visible)

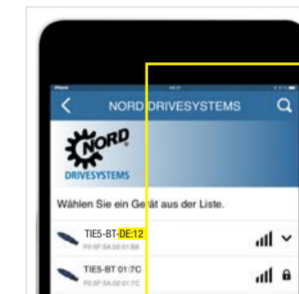


Important! Before scanning for Bluetooth: Android devices - Turn on location services for your mobile device and enable Bluetooth scanning for the NORDAC ACCESS BT. iOS devices - Enable Bluetooth access for the NORDCON APP.

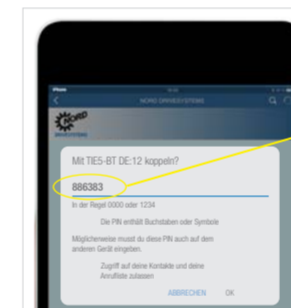
If a Bluetooth connection to the dongle is not possible: The Bluetooth lock symbol indicates the ACCESS BT has already been paired with another device or is already contained in the paired device list on your mobile device. If you want to connect to a new ACCESS BT, you must delete the existing pairing information for the old ACCESS BT or remove it from the paired device list on your mobile device.



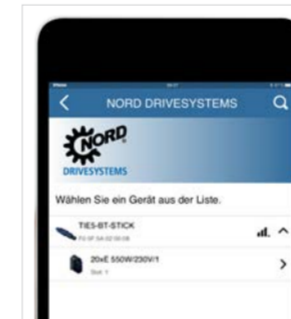
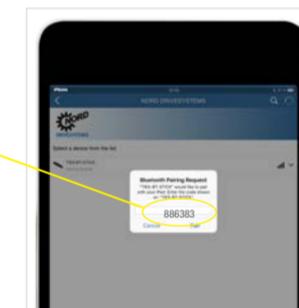
Open the NORDCON APP on your terminal device and choose "Connect".



Find visible devices and select the NORDAC ACCESS BT (TIE5-BT-DE:12). The Status LED will flash blue quickly as soon as the modules have been scanned.



If you are asked for the PIN, type the last 6 digits of the ID number on the type label of the NORDAC ACCESS BT and then couple the devices.



Select the correct device.



The dashboard opens, and the Status LED lights up blue. The NORDAC ACCESS BT is now connected with the terminal device.

Unpairing the NORDAC ACCESS BT

Press and hold both the Upload and Download buttons simultaneously to unpair the NORDAC ACCESS BT. The completion of the unpairing process is indicated by a changing LED flashing code. After that, the ACCESS BT must also be unpaired from the mobile devices. For this purpose, open the Bluetooth settings of the mobile devices and select the NORDAC ACCESS BT (TIE5-BTxx: xx). Press "Ignore/Disconnect/Unpair this device".

If you face any connection problems between the NORDCON APP and the NORDAC ACCESS BT, please change the language settings for your Android or iOS mobile device to English before contacting our service.



NORD Gear Corporation - US

Waunakee, WI
800 NORD Drive
Waunakee, WI 53597
Tel. 888.314.6673
info.us@nord.com

Corona, CA
1180 Railroad St.
Corona, CA 92882
Tel. 888.314.6673
info.us@nord.com

Charlotte, NC
300E Forsyth Hall Dr.
Charlotte, NC 28273
Tel. 888.314.6673
info.us@nord.com

NORD Gear Limited - Canada

Brampton, ON
41 West Drive
Brampton, ON L6T4A1
Tel. 800.668.4378
info.ca@nord.com